

RING TERMINAL WITH HEAT SHRINKABLE TUBE



ITEM NO.	STUD SIZE	COLOR	TUBE LENGTH	WIRE RANGE
870000AH 870000BH	3MM	RED	10MM (+/-1.0MM)	0.5-1.5MM 22-16AWG
870001AH 870001BH	4MM	RED		
870002AH 870002BH	5MM	RED		
870003AH 870003BH	6MM	RED		
870004AH 870004BH	8MM	RED		
870005AH 870005BH	10MM	RED		
870100AH 870100BH	3MM	BLUE	10MM (+/-1.0MM)	0.5-2.5MM 16-14AWG
870101AH 870101BH	4MM	BLUE		
870102AH 870102BH	5MM	BLUE		
870103AH 870103BH	6MM	BLUE		
870104AH 870104BH	8MM	BLUE		
870105AH 870105BH	10MM	BLUE		
870200AH 870200BH	4MM	YELLOW	13MM (+/-1.0MM)	4.0-6.0MM 12-10AWG
870201AH 870201BH	5MM	YELLOW		
870202AH 870202BH	6MM	YELLOW		
870203AH 870203BH	8MM	YELLOW		
870204AH 870204BH	10MM	YELLOW		
870205AH 870205BH	12MM	YELLOW		

Remarks :

A : Double Sleeve AE : Double Sleeve / Easy Entry N : Nylon Sleeve
 B : Single Sleeve BE : Single Sleeve / Easy Entry BD : Single Sleeve but DIN Type
 AED : Double Sleeve / Easy Entry but DIN Type AH : Double Sleeve With Heat Shrinkable Tube
 BED : Single Sleeve / Easy Entry but DIN Type BH : Single Sleeve With Heat Shrinkable Tube
 * . Non-Insulated Terminal is also available.

DIN TYPE SPADE TERMINALS



ITEM NO.	STUD SIZE	COLOR	WIRE RANGE	ITEM NO.	STUD SIZE	COLOR	WIRE RANGE
876000BD/3	3MM	RED	0.5-1.5MM 22-18AWG	876200BD	4MM	YELLOW	2.5-6.0MM 12-10AWG
876000BD/3.5	3.5MM			876201BD	5MM		
876001BD	4MM			876202BD	6MM		
876002BD	5MM			876203BD	8MM		
876003BD	6MM			876204BD	10MM		
876100BD	3.5MM	BLUE	1.5-2.5MM 16-14AWG				
876101BD	4MM						
876102BD	5MM						
876103BD	6MM						


SPADE TERMINAL WITH HEAT SHRINKABLE TUBE



ITEM NO.	STUD SIZE	COLOR	TUBE LENGTH	WIRE RANGE
876000AH 876000BH	3MM	RED	10MM (+/-1.0MM)	0.5-1.5MM 22-16AWG
876001AH 876001BH	4MM			
876002AH 876002BH	5MM			
876003AH 876003BH	6MM			
876100AH 876100BH	3MM	BLUE	10MM (+/-1.0MM)	1.5-2.5MM 16-14AWG
876101AH 876101BH	4MM			
876102AH 876102BH	5MM			
876103AH 876103BH	6MM			
876200AH 876200BH	3MM	YELLOW	13MM (+/-1.0MM)	4.0-6.0MM 12-10AWG
876201AH 876201BH	4MM			
876202AH 876202BH	5MM			
876203AH 876203BH	6MM			

Remarks :
A : Double Sleeve AE : Double Sleeve / Easy Entry N : Nylon Sleeve
B : Single Sleeve BE : Single Sleeve / Easy Entry BD : Single Sleeve but DIN Type
AED : Double Sleeve / Easy Entry but DIN Type AH : Double Sleeve With Heat Shrinkable Tube
BED : Single Sleeve / Easy Entry but DIN Type BH : Single Sleeve With Heat Shrinkable Tube
* . Non-Insulated Terminal is also available.

NYLON FULL INSULATED BULLET MALE CONNECTOR				CABLE CONNECTOR			
							
ITEM NO.	STUD SIZE	COLOR	WIRE RANGE	ITEM NO.	STUD SIZE	COLOR	WIRE RANGE
877011N	4MM	RED	0.5-1.5MM 22-16AWG	875001A 875001B 875001B/CO 875001N	1.6MM	RED	0.5-1.5MM 22-18AWG
877111N	4MM	BLUE	1.5-2.5MM 16-14AWG	875101A 875101B 875101B/CO 875101N	2.3MM	BLUE	1.5-2.5MM 16-14AWG
				875201A 875201B 875201B/CO 875201N	3.6MM	YELLOW	4.0-6.0MM 12-10AWG
				Remarks : A : Copper Tube B : Brass Strip CO : Copper Strip N : Copper Strip Nylon Insulation			

BUTT CONNECTOR WITH HEAT SHRINKABLE TUBE				
				
ITEM NO.	STUD SIZE	COLOR	TUBE LENGTH	WIRE RANGE
875001BH	1.6MM	RED	35MM+-2.0MM	0.5-1.5MM 22-16AWG
875101BH	2.3MM	BLUE	35MM+-2.0MM	1.5-2.5MM 16-14AWG
875201BH	3.6MM	YELLOW	41MM+-2.0MM	4.0-6.0MM 12-10AWG

Remarks :

A : Double Sleeve	AE : Double Sleeve / Easy Entry	N : Nylon Sleeve
B : Single Sleeve	BE : Single Sleeve / Easy Entry	BD : Single Sleeve but DIN Type
AED : Double Sleeve / Easy Entry but DIN Type	AH : Double Sleeve With Heat Shrinkable Tube	
BED : Single Sleeve / Easy Entry but DIN Type	BH : Single Sleeve With Heat Shrinkable Tube	

*. Non-Insulated Terminal is also available.

PUSH ON MALE TERMINAL WITH HEAT SHRINKABLE TUBE



ITEM NO.	STUD SIZE	COLOR	TUBE LENGTH	WIRE RANGE
873000AH 873000BH	4.8X0.5MM	RED	10MM+-1.0MM	0.5-1.5MM 22-16AWG
873001AH 873001BH	6.3X0.8MM			
873100AH 873100BH	4.8X0.5MM	BLUE	10MM+-1.0MM	1.5-2.5MM 16-14AWG
873101AH 873101BH	6.3X0.8MM			
873201AH 873201BH	6.3X0.8MM	YELLOW	13MM+-1.0MM	4.0-6.0MM 12-10AWG

FULLY NYLON INSULATED MALE DISCONNECTS



FULLY NYLON INSULATED MALE DISCONNECTS



ITEM NO.	STUD SIZE	COLOR	WIRE RANGE	ITEM NO.	STUD SIZE	COLOR	WIRE RANGE
775001N	6.3X0.8MM	RED	0.5-1.5MM 22-18AWG	778001N	6.3X0.8MM	RED	0.5-1.5MM 22-18AWG
775101N	6.3X0.8MM	BLUE	1.5-2.5MM 16-14AWG	778101B	6.3X0.8MM	BLUE	1.5-2.5MM 16-14AWG
775201N	6.3X0.8MM	YELLOW	2.5-6.0MM 12-10AWG	778201N	6.3X0.8MM	YELLOW	2.5-6.0MM 12-10AWG

Remarks :

A : Double Sleeve AE : Double Sleeve / Easy Entry N : Nylon Sleeve
 B : Single Sleeve BE : Single Sleeve / Easy Entry BD : Single Sleeve but DIN Type
 AED : Double Sleeve / Easy Entry but DIN Type AH : Double Sleeve With Heat Shrinkable Tube
 BED : Single Sleeve / Easy Entry but DIN Type BH : Single Sleeve With Heat Shrinkable Tube
 *. Non-Insulated Terminal is also available.

PUSH ON FEMALE TERMINAL WITH HEAT SHRINKABLE TUBE



ITEM NO.	STUD SIZE	COLOR	TUBE LENGTH	WIRE RANGE
872000AH 872000BH	2.8X0.5MM	RED	10MM+-1.0MM	0.5-1.5MM 22-16AWG
872001AH 872001BH	4.8X0.5MM			
872002AH 872002BH	6.3X0.8MM			
872003AH 872003BH	2.8X0.8MM			
872100AH 872100BH	4.8X0.5MM	BLUE	10MM+-1.0MM	1.5-2.5MM 16-14AWG
872101AH 872101BH	6.3X0.8MM			
872102AH 872102BH	8.0X0.8MM			
872201AH 872201BH	6.3X0.8MM	YELLOW	13MM+-1.0MM	4-6MM 12-16AWG
872202AH 872202BH	9.5X1.2MM			

Remarks :

A : Double Sleeve AE : Double Sleeve / Easy Entry N : Nylon Sleeve
 B : Single Sleeve BE : Single Sleeve / Easy Entry BD : Single Sleeve but DIN Type
 AED : Double Sleeve / Easy Entry but DIN Type AH : Double Sleeve With Heat Shrinkable Tube
 BED : Single Sleeve / Easy Entry but DIN Type BH : Single Sleeve With Heat Shrinkable Tube
 *. Non-Insulated Terminal is also available.