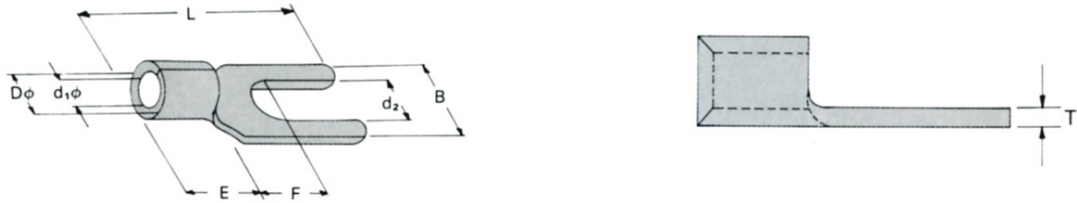
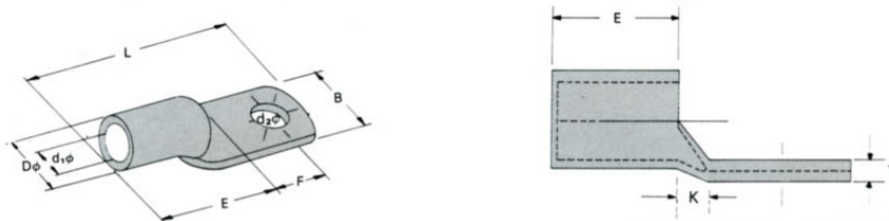


NON-INSULATED SOLDERLESS TERMINALS (SPADE TYPE)



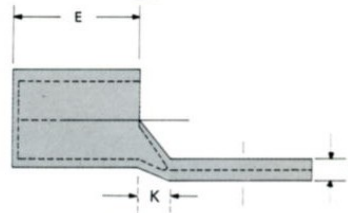
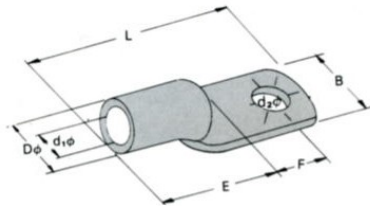
ITEM NO.	A.W.G.	WIRE RANGE (MM ²)	STUD SIZE	d ₂ Ø(MM)	B(MM)	L(MM)	F(MM)	E(MM)	DØ(MM)	d ₁ Ø(MM)	T(MM)
LMTY-1.25	22-16	0.4-1.0	3S	3.7	5.7	16.0	6.5	4.5	3.3	1.7	0.8
			3	3.7	6.2	16.0	6.5				
			4S	4.3	6.4	16.0	6.5				
			4	4.3	7.2	16.0	6.5				
			5	5.3	8.0	16.0	6.5				
			6	6.7	12.0	22.0	11.0				
LMTY-2	16-14	1.1-2.6	3S	3.7	5.7	16.0	6.5	4.5	4.0	2.3	0.8
			3	3.7	6.2	16.0	6.5				
			4S	4.3	6.4	16.0	6.5				
			4	4.3	7.2	16.0	6.5				
			5	5.3	8.0	16.0	6.5				
			6	6.7	12.0	23.0	11.0				
LMTY-5.5	14-10	2.7-6.6	3S	3.7	7.2	19.5	7.5	6.5	5.5	3.4	1.0
			3	3.7	8.2	19.5	7.5				
			4S	4.3	7.2	19.5	7.5				
			4	4.3	8.2	19.5	7.5				
			5	5.3	9.0	19.5	7.5				
			6	6.7	12.0	25.5	12.0				

NON-INSULATED SOLDERLESS CABLE LUGS



ITEM NO.	STUD SIZE	d ₂ Ø(MM)	d ₁ Ø(MM)	DØ(MM)	B(MM)	E(MM)	K(MM)	F(MM)	L(MM)	T(MM)
LMTL-1	3	3.7	1.5	3.0	8	5.5	1.5	5	16	0.7
	4	4.3			8				16	0.7
	5	5.3			9				17	0.5
LMTL-1.5	3	3.7	1.9	3.4	8	6	2	5	17	0.8
	4	4.3			8				17	0.8
	5	5.3			9				18	0.5
LMTL-2.5	4	4.3	2.4	3.9	8	7	2	5	18	0.8
	5	5.3			8				18	0.8
	6	6.7			10				19	0.6
LMTL-4	5	5.3	2.8	4.5	10	7	2	6	20	1.0
	6	6.7			10				20	1.0
LMTL-6	5	5.3	3.8	5.5	10	9	3	6	23	1.2
	6	5.7			10				23	1.2
	8	8.4			12.6				25	0.8
LMTL-10	6	6.7	4.5	6.2	10	9	3	7	25	1.2
	8	8.4			12.6				26	1.5
LMTL-16	6	8.7	5.4	7.1	10	12	4	7	30	1.7
	8	8.4			12.6				30	1.2
LMTL-25	6	6.7	6.8	8.8	12.6	12	4	7	30	2.0
	8	8.4			12.6				30	2.0
	10	10.5			15				31	1.5

NON-INSULATED SOLDERLESS CABLE LUGS



ITEM NO.	STUD SIZE	d ₂ Ø(MM)	d ₁ Ø(MM)	DØ(MM)	B(MM)	E(MM)	K(MM)	F(MM)	L(MM)	T(MM)
LMTL-35	6	6.7	8.2	10.6	15	12	5	9	35	2.4
	8	8.4			15					
	10	10.5			15					
	12	13			18.6					
LMTL-50	8	8.4	9.5	12.4	18	16	6	11	43	3.0
	10	10.5			18					
	12	13			19					
LMTL-70	8	8.4	11.2	14.7	21	18	7	13	50	3.5
	10	10.5			21					
	12	13			21					
LMTL-95	10	10.5	13.5	17.4	25.5	20	9	13	55	4.0
	12	13			25.5					
LMTL-120	10	10.5	15	19.4	28	22	10	14	60	4.3
	12	13			28					
	14	15			28					
	16	17			28					
LMTL-150	12	13	16.5	21.2	30.5	26	11	16	69	4.5
	14	15			30.5					
	16	17			30.5					
LMTL-185	12	13	18.5	23.5	34	32	12	17	78	5.0
	14	15			34					
	16	17			34					
LMTL-240	14	15	21	26.5	38.5	38	14	20	92	5.5
	16	17			38.5					
	18	19			38.5					
LMTL-300	14	15	23.5	30	43.5	42	15	22	101	6.5
	16	17			43.5					
	18	19			43.5					
LMTL-400	16	17	28.5	36.5	53	44	18	26	114	8.0
	18	19			53					
	20	21			53					
LMTL-500	16	17	30	39	56	48	20	28	124	9.0
	18	19			56					
	20	21			56					
LMTL-625	16	17	34.5	44	63.5	52	22	29	130	9.5
	18	19			63.5					
	20	21			63.5					
LMTL-800	16	17	40	51.2	74	54	25	31	140	11.0
	18	19			74					
	20	21			74					
LMTL-1000	16	17	44	56.6	81.5	60	25	31	146	12.5
	18	19			81.5					
	20	21			81.5					